






Quotation

Marks

Mrs. Blount




Quotation marks show the exact words that a speaker says.

- Example:

Kara said, "I like my new room."

"I like my new room," Kara said.




Commas and Apostrophes

Kara said, "I like my new room."

Step 1: If the person is identified first, put a comma after the speaking/talking word.

Step 2: Put two apostrophes (call them quotation marks) before the first word spoken and quotation marks after the last word spoken. The first word after quotation marks is always capitalized even if it's not a proper noun. (It could be a sentence all by itself.) Quotation marks are always added after the punctuation mark at the end of a sentence.

The title is centered at the top of the slide. It is flanked by five circles: a solid light purple circle on the far left, a hollow light purple circle, a solid light purple circle, a hollow light purple circle, and a solid light purple circle on the far right.

Commas and Apostrophes

"I like my new room," Kara said.

Step 1: If the person is identified last, start the sentence with two apostrophes (call them quotation marks).

Step 2: After the last word is said, put a punctuation mark (usually a comma) and then add the second set of quotation marks. Punctuation still needs to be added to the end of the sentence.

Practice, Practice, Practice!

- Susie said Don't play with my doll
- Mike cried He won't play with me
- Matthew screamed I had a bad dream
- Sylvia whined He's already gone
- Teresa said Will you play with me
- Will said I want to play my guitar
- Abbie asked Will you play tag with me.